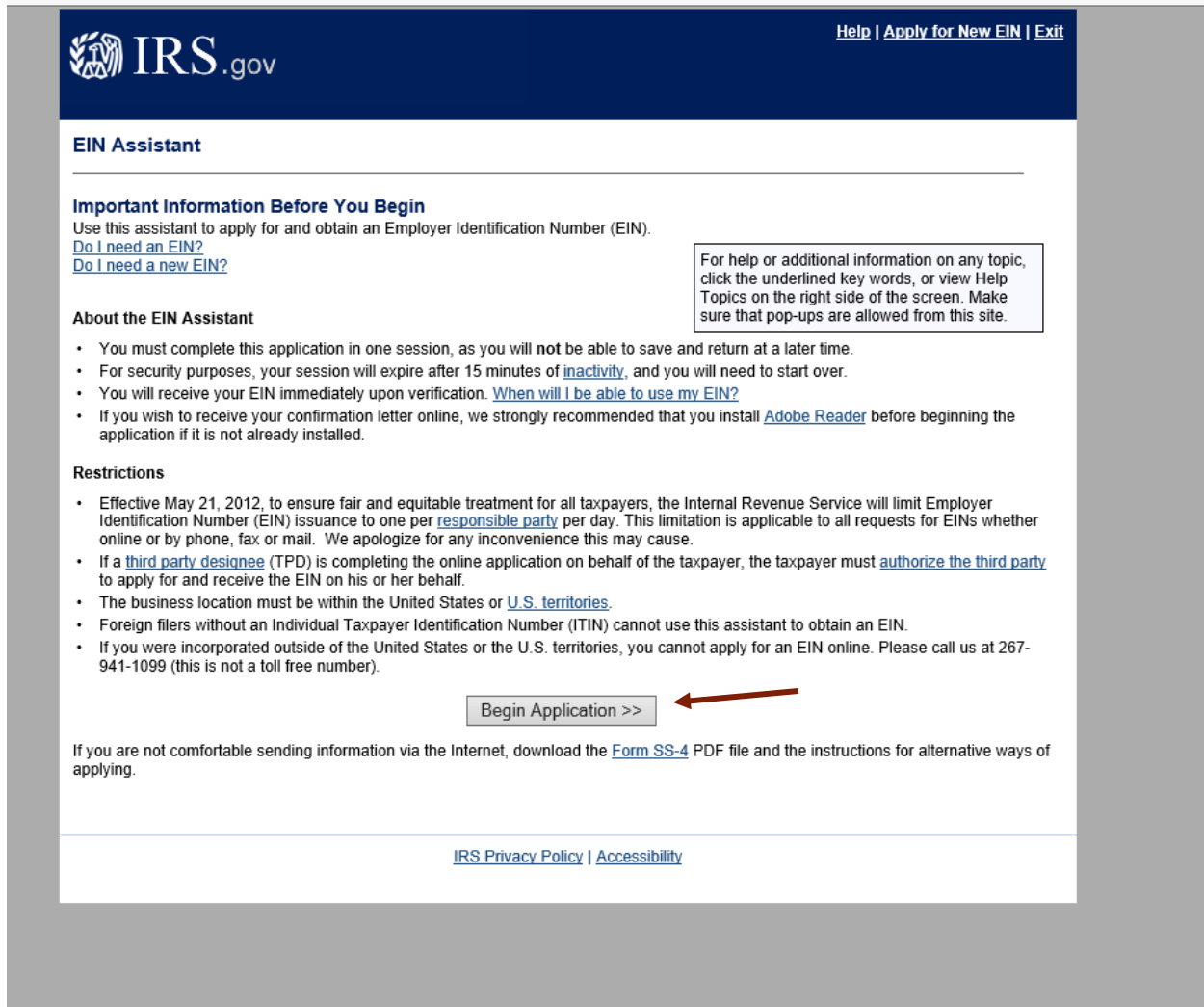


# Applying for an EIN For Banking Purposes

You may be required to apply for an EIN for banking purposes. The link below and screen shots are to assist you with the process.

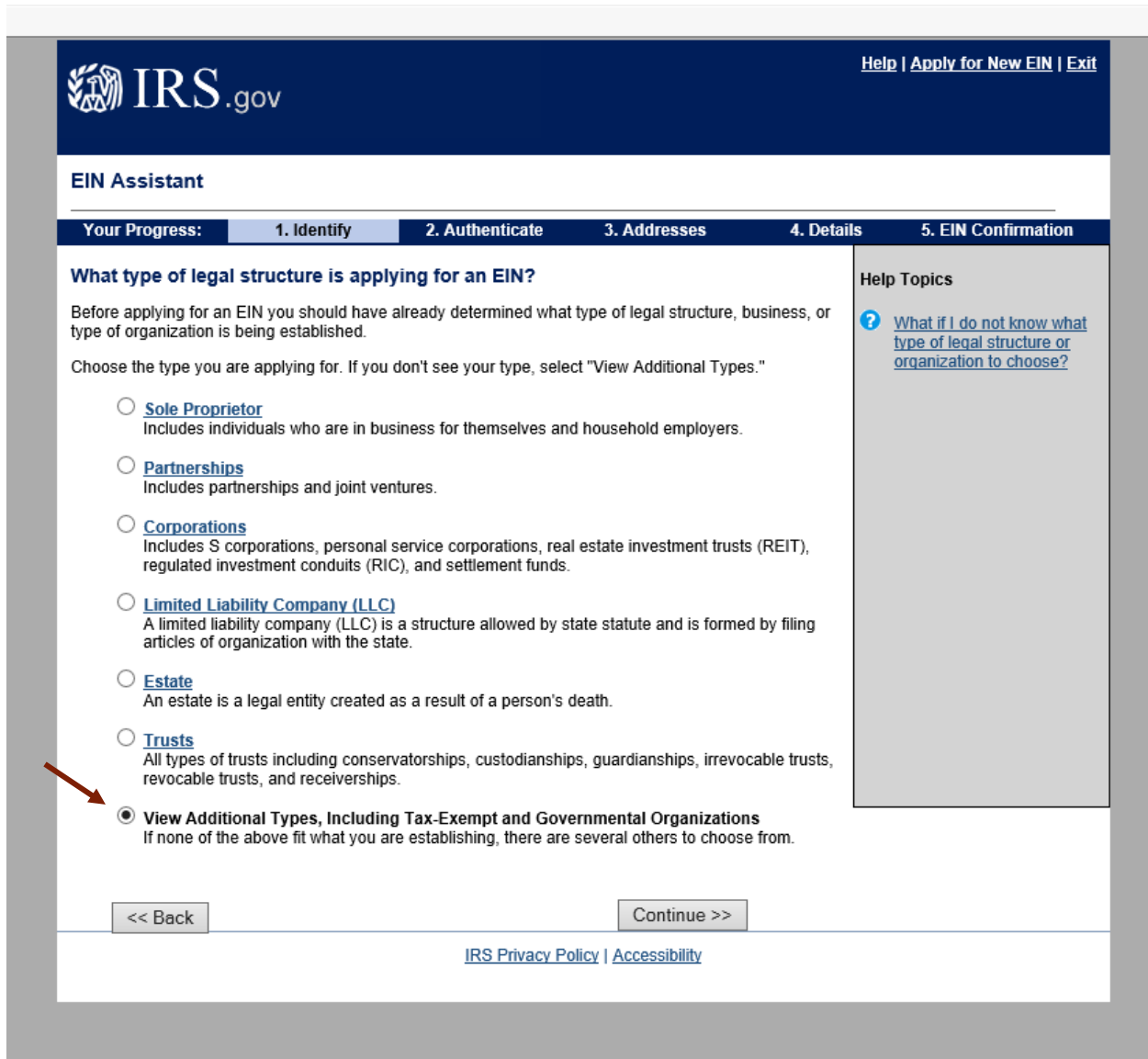
<https://sa.www4.irs.gov/modiein/individual/index.jsp>

Select **Begin Application**:



The screenshot shows the IRS.gov EIN Assistant page. At the top left is the IRS logo and 'IRS.gov'. At the top right are links for 'Help | Apply for New EIN | Exit'. The main heading is 'EIN Assistant'. Below this is a section titled 'Important Information Before You Begin' which states: 'Use this assistant to apply for and obtain an Employer Identification Number (EIN). It includes links for 'Do I need an EIN?' and 'Do I need a new EIN?'. To the right of this section is a help box: 'For help or additional information on any topic, click the underlined key words, or view Help Topics on the right side of the screen. Make sure that pop-ups are allowed from this site.' Below is the 'About the EIN Assistant' section with a bulleted list of instructions: 'You must complete this application in one session, as you will not be able to save and return at a later time.', 'For security purposes, your session will expire after 15 minutes of inactivity, and you will need to start over.', 'You will receive your EIN immediately upon verification. When will I be able to use my EIN?', and 'If you wish to receive your confirmation letter online, we strongly recommended that you install Adobe Reader before beginning the application if it is not already installed.' The 'Restrictions' section follows with a bulleted list: 'Effective May 21, 2012, to ensure fair and equitable treatment for all taxpayers, the Internal Revenue Service will limit Employer Identification Number (EIN) issuance to one per responsible party per day. This limitation is applicable to all requests for EINs whether online or by phone, fax or mail. We apologize for any inconvenience this may cause.', 'If a third party designee (TPD) is completing the online application on behalf of the taxpayer, the taxpayer must authorize the third party to apply for and receive the EIN on his or her behalf.', 'The business location must be within the United States or U.S. territories.', 'Foreign filers without an Individual Taxpayer Identification Number (ITIN) cannot use this assistant to obtain an EIN.', and 'If you were incorporated outside of the United States or the U.S. territories, you cannot apply for an EIN online. Please call us at 267-941-1099 (this is not a toll free number).' At the bottom of the main content area is a button labeled 'Begin Application >>' with a red arrow pointing to it from the right. Below the button is a note: 'If you are not comfortable sending information via the Internet, download the Form SS-4 PDF file and the instructions for alternative ways of applying.' At the very bottom of the page are links for 'IRS Privacy Policy | Accessibility'.

Select [View Additional Types](#)



The screenshot shows the IRS.gov EIN Assistant application page. At the top left is the IRS logo and ".gov". At the top right are links for "Help", "Apply for New EIN", and "Exit". Below the header is a "Your Progress" bar with five steps: 1. Identify (selected), 2. Authenticate, 3. Addresses, 4. Details, and 5. EIN Confirmation. The main heading is "What type of legal structure is applying for an EIN?". Below this is a paragraph: "Before applying for an EIN you should have already determined what type of legal structure, business, or type of organization is being established. Choose the type you are applying for. If you don't see your type, select 'View Additional Types.'" There are seven radio button options: Sole Proprietor, Partnerships, Corporations, Limited Liability Company (LLC), Estate, Trusts, and View Additional Types, Including Tax-Exempt and Governmental Organizations. A red arrow points to the "View Additional Types" option. To the right is a "Help Topics" sidebar with a link: "What if I do not know what type of legal structure or organization to choose?". At the bottom are "Back" and "Continue" buttons, and a footer with "IRS Privacy Policy | Accessibility".

IRS.gov

Help | [Apply for New EIN](#) | [Exit](#)

**EIN Assistant**

Your Progress: 1. Identify 2. Authenticate 3. Addresses 4. Details 5. EIN Confirmation

**What type of legal structure is applying for an EIN?**

Before applying for an EIN you should have already determined what type of legal structure, business, or type of organization is being established.

Choose the type you are applying for. If you don't see your type, select "View Additional Types."

- [Sole Proprietor](#)  
Includes individuals who are in business for themselves and household employers.
- [Partnerships](#)  
Includes partnerships and joint ventures.
- [Corporations](#)  
Includes S corporations, personal service corporations, real estate investment trusts (REIT), regulated investment conduits (RIC), and settlement funds.
- [Limited Liability Company \(LLC\)](#)  
A limited liability company (LLC) is a structure allowed by state statute and is formed by filing articles of organization with the state.
- [Estate](#)  
An estate is a legal entity created as a result of a person's death.
- [Trusts](#)  
All types of trusts including conservatorships, custodianships, guardianships, irrevocable trusts, revocable trusts, and receiverships.
- View Additional Types, Including Tax-Exempt and Governmental Organizations**  
If none of the above fit what you are establishing, there are several others to choose from.

[Help Topics](#)


? [What if I do not know what type of legal structure or organization to choose?](#)

<< Back Continue >>

[IRS Privacy Policy](#) | [Accessibility](#)

# Applying for an EIN For Banking Purposes

Select the applicable affiliation for which you are applying for:


[Help](#) | [Apply for New EIN](#) | [Exit](#)

**EIN Assistant**

**Your Progress:**   
 1. Identify   
 2. Authenticate   
 3. Addresses   
 4. Details   
 5. EIN Confirmation

**Additional Types**

Choose the type you are applying for. You can click the underlined terms for a description.

<input type="radio"/> <a href="#">Bankruptcy Estate (Individual)</a> <input type="radio"/> <a href="#">Block/Tenant Association</a> <input type="radio"/> <a href="#">Church</a> <input type="radio"/> <a href="#">Church-Controlled Organization</a> <input type="radio"/> <a href="#">Community or Volunteer Group</a> <input type="radio"/> <a href="#">Employer/Fiscal Agent (under IRC Sec 3504)</a> <input type="radio"/> <a href="#">Employer Plan (401K, Money Purchase Plan, etc.)</a> <input type="radio"/> <a href="#">Farmers' Cooperative</a> <input type="radio"/> <a href="#">Government, Federal/Military</a> <input type="radio"/> <a href="#">Government, Indian Tribal Governments</a> <input type="radio"/> <a href="#">Government, State/Local</a> <input type="radio"/> <a href="#">Homeowners/Condo Association</a>	<input type="radio"/> <a href="#">Household Employer</a> <input type="radio"/> <a href="#">IRA</a> <input type="radio"/> <a href="#">Memorial or Scholarship Fund</a> <input type="radio"/> <a href="#">Plan Administrator</a> <input type="radio"/> <a href="#">Political Organization</a> <input type="radio"/> <a href="#">PTA/PTO or School Organization</a> <input type="radio"/> <a href="#">REMIC</a> <input checked="" type="radio"/> <a href="#">Social or Savings Club</a> <input type="radio"/> <a href="#">Sports Teams (community)</a> <input type="radio"/> <a href="#">Withholding Agent</a> <input type="radio"/> <a href="#">Other Non-Profit/Tax-Exempt Organizations</a>
---	---


**Help Topics**

[? What if I still do not know what type of structure or organization to choose?](#)

<< Back
Continue >>

[IRS Privacy Policy](#) | [Accessibility](#)

Select Continue



[Help](#) | [Apply for New EIN](#) | [Exit](#)

## EIN Assistant

Your Progress: **1. Identify** | 2. Authenticate | 3. Addresses | 4. Details | 5. EIN Confirmation

**Please confirm your selection.**

Confirm your selection of **Social** or **Savings Club** as the type of structure applying for an EIN.


**What it is...**

- A social club is organized for leisure, recreation, or other similar non-profitable purposes. Some types of social clubs include sailing clubs, hiking clubs, art groups, etc.
- A savings club is organized to offer benefits and services to its members for purposes of saving money on purchases. Some types of savings clubs include grocery savings clubs, airline/cruise savings clubs, and home décor savings clubs.
- These groups generally need an EIN for [banking purposes](#) or to satisfy [local law](#).

If you need to change your type of structure, we recommend that you do so **now**, otherwise you will have to start over and re-enter your information. Additional help may be found by reviewing [all types of organizations and structures](#) before making your selection.

[IRS Privacy Policy](#) | [Accessibility](#)

Fill out information and continue until process is completed – keep/print confirmation letter.



[Help](#) | [Apply for New EIN](#) | [Exit](#)

## EIN Assistant

Your Progress: **1. Identify** ✓ 2. Authenticate 3. Addresses 4. Details 5. EIN Confirmation

**Please tell us about the Responsible Party.**

This information is for identification purposes only.  
\* Required fields  
Must match IRS records or this application cannot be processed.  
The only punctuation and special characters allowed are hyphen (-) and ampersand (&).

First name \*

Middle name/initial

Last name \*

Suffix (Jr, Sr, etc.)

[SSN/TIN](#) \*  -  -

Choose One: \*

I am a responsible and duly authorized [officer](#) or [member](#) of this organization.

I am a third party applying for an EIN on behalf of this organization.

Before continuing, please review the information above for typographical errors.

[IRS Privacy Policy](#) | [Accessibility](#)